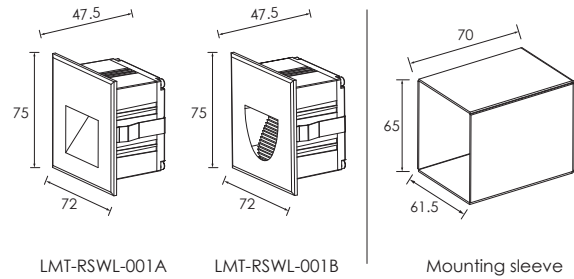


RECESSED STEP/WALL LIGHT




Outer Dimensions

Unit:mm

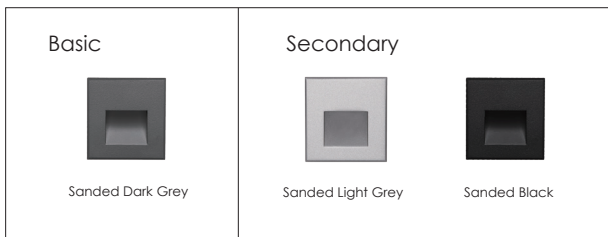


Product Specifications

Housing	12# Die-casting aluminum T=20-25μm. Adhesion of ISO class 1/ ASTM class 4B high temperature painting
Light Source	SMD3030 Type LED
LED Driver	Constant Voltage Input, Constant Current Output
Operating temperature	-20°C – 40°C
Power Cable	H05RN-F 2X1.0mm ² L=0.5m (low voltage) H05RN-F 3X1.0mm ² L=0.5m (high voltage)
Mounting sleeve	139# Zinc plated mounting sleeve grey powder Coated, T=60-80μm. Adhesion of ISO class 1/ASTM class 4B
Dimmable Support	Triac PWM 1-10V Dali
Warranty	3 years against manufacturing defect



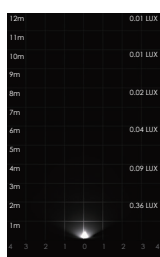
Finish



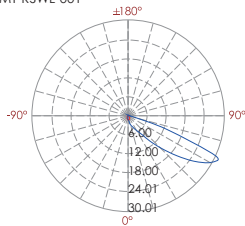
LED Colour Temperature

- A 2000K
- B 3000K
- C 6000K

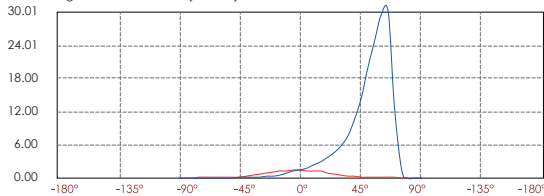
Model No.	Power (W)	Input voltage(V)	Typical operating current(mA)	Typical consumption(W)	Typical luminance(lm)	IP Rating
LMT-RSWL-001A	3×0.7 Watts	24V DC/ 120/240V AC	24V = 110 120V = 48 240V = 28	24V = 2.6 120V = 3.1 240V = 3.0	Cool white =26 Warm white =24	IP65
LMT-RSWL-001B	3×0.7 Watts	24V DC/ 120/240V AC	24V = 110 120V = 48 240V = 28	24V = 2.6 120V = 3.0 240V = 3.0	Cool white =25 Warm white =22	IP65



LMT-RSWL-001



Light distribution curve[Unit:cd]



Lux distance cure

Center beam LUX	Beam width V	Beam width H
2m 0.36 LUX	1.4m	0.8m
4m 0.09 LUX	2.7m	1.7m
6m 0.04 LUX	4.1m	2.5m
8m 0.02 LUX	5.5m	3.4m
10m 0.01 LUX	6.8m	4.3m
12m 0.01 LUX	8.2m	5.1m

Ver.Spread:37.7 Horiz.Spread:23.9